

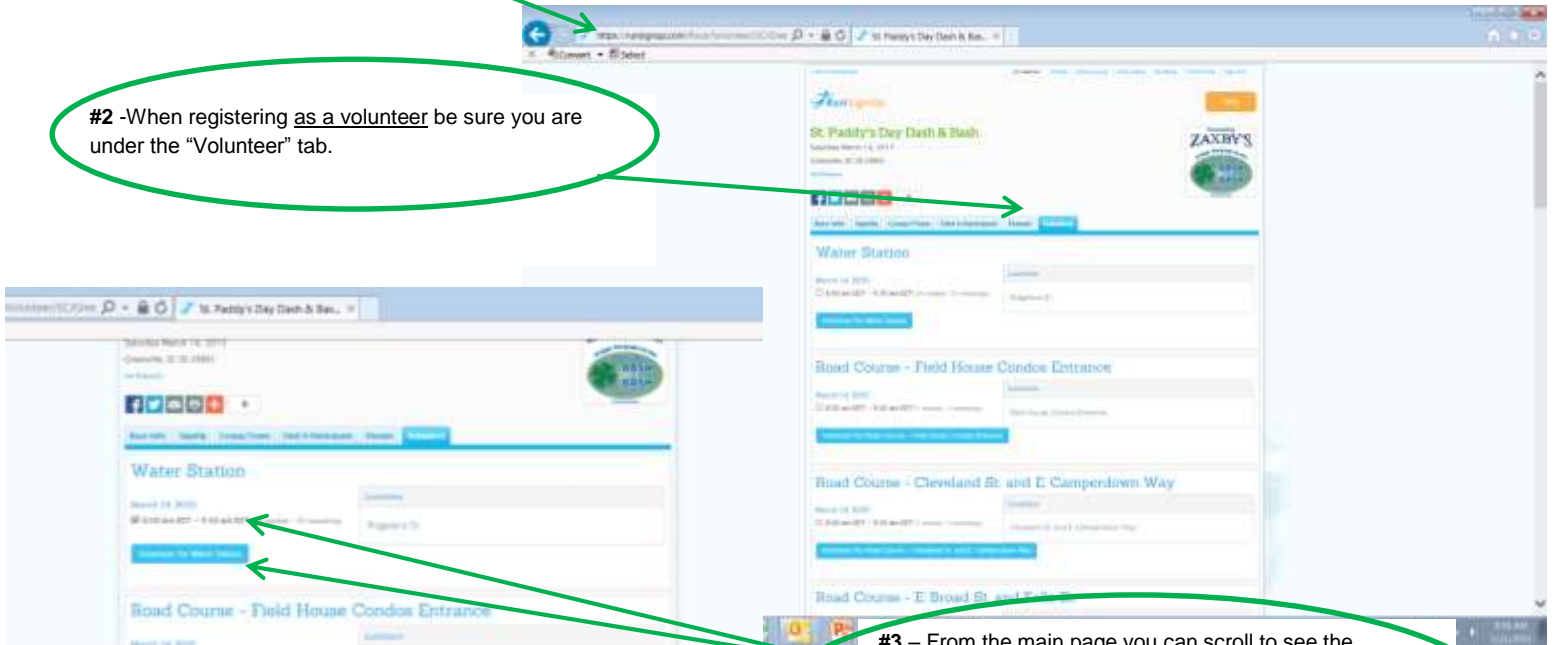
# Volunteer Registration – HOW TO



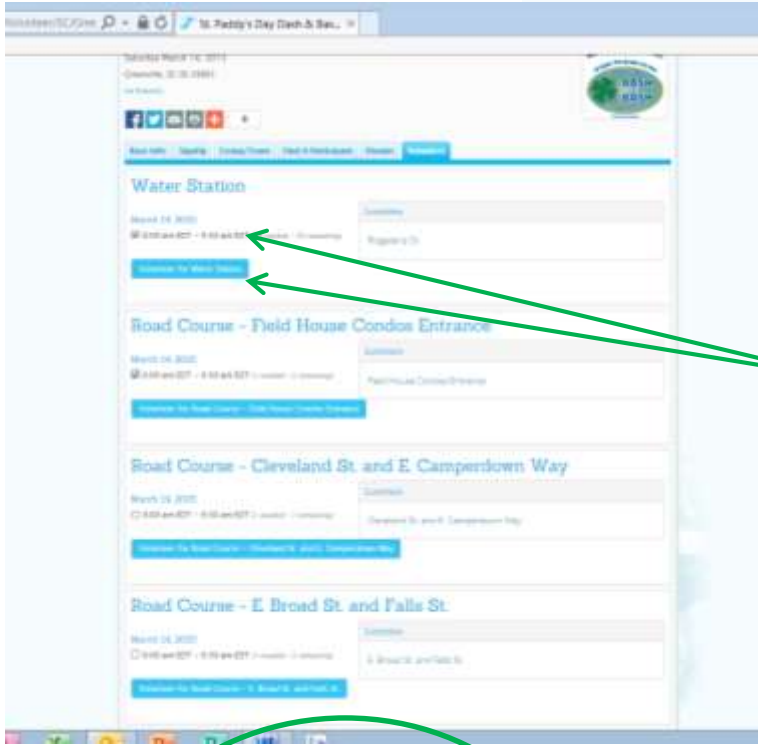
#1- [CLICK HERE](#) to be directed to the **VOLUNTEER REGISTRATION** website

or log onto [www.stpaddysdashandbash.com](http://www.stpaddysdashandbash.com) and click "Volunteer"

#2 -When registering as a volunteer be sure you are under the "Volunteer" tab.

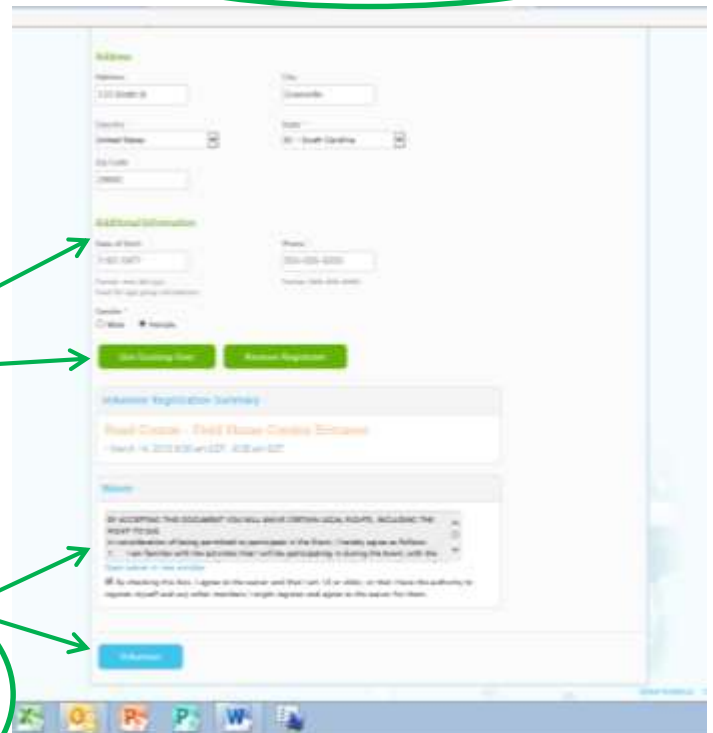


#3 – From the main page you can scroll to see the available volunteer opportunities. For each volunteer shift you would like to assist with, click the appropriate box, and then the "Volunteer For..." button associated with that task.



#4a – You will be prompted to fill out your information to register as a volunteer. IF you registered already with MySignUp (from a previous race or as a current St. Paddy's Day Dash & Bash participant, click "Use Existing User" follow the prompts. Note: you will need to acknowledge the waiver and click "Continue" to proceed.

#4b – IF do not already have a MySignUp profile, fill out the information, where required. Acknowledge the waiver and click "Continue".



#5 – After you have registered with your profile information, you will be asked to select a shirt size and to identify which group/organization you are volunteering on behalf of. If you are not volunteering on behalf of a specific group/organization, please answer "SELF". When finished, click "Continue". You will be directed to a page where you will confirm your registration and then you're ALL SET! Note: you will receive an email confirmation.

